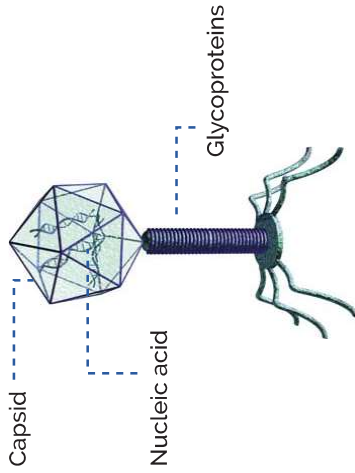




Viruses



Viruses are NOT free living – they MUST live inside another living cell/organism

Capsid

Double lipid layer holding the cells genetic material.

Glycoproteins

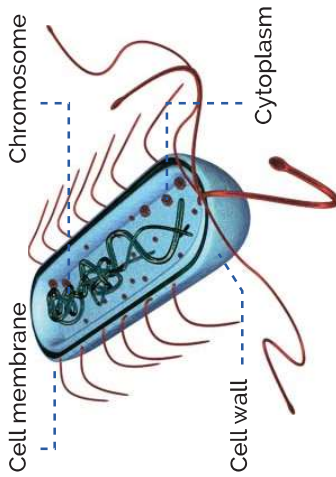
These serve 2 purposes:

- 1 Anchor the virus to the host cell.
- 2 Transport genetic material from the virus to the host cell.

Nucleic acid

Either DNA or RNA material, but viruses rarely contain both. Most viruses contain RNA material.

Bacteria



Bacteria are free living and are found everywhere

Chromosome:

Genetic material (DNA) of the cell.

Cell wall:

The cell wall is made of peptidoglycan and maintains the overall shape of a bacterial cell.

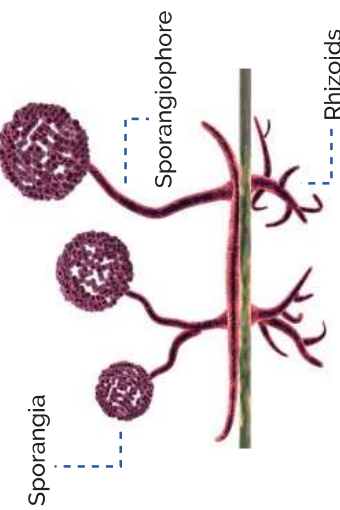
Cell membrane:

Lining the inside of the cell wall providing a boundary for the contents of the cell and a barrier to substances entering and leaving.

Cytoplasm:

Jelly like substance inside of the cell holding the contents.

Fungi



Sporangia:

Spore producing body.

Sporangiophore:

Filamentous stalk on which the sporangium forms.

Rhizoids:

The sub-surface hyphae are specialized for food absorption.

Microbe Size

